

# ADAC Formel 4

## Result List Race 3

Provisional



Oschersleben, Length: 3696 m

Air temperature: 19.4°C

Track temperature: 23.9°C

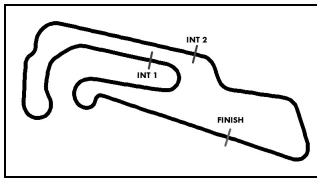
Weather condition: Dry

**DMSB** Reg. Nr.: 104/2015  
Deutscher Motor Sport Bund e.V.

Sunday 26.4.2015 15:20

started : 35      classified : 32      not classified : 3

#	Competitor	Sponsor	Laps	Total Time	Gap	Kph	Lap	Time	Kph
CI	Drivers	Car							
1	25 <b>Van Amersfoort Racing</b> R M.Schumacher(DEU)	ADAC Formel 4 powered by Abarth	18	30:59.920		128,8	12	1:27.658	151,8
2	36 <b>Van Amersfoort Racing</b> J.Mawson(DEU)	ADAC Formel 4 powered by Abarth	18	31:00.438	0.518	128,7	12	1:27.547	152,0
3	12 <b>ADAC Berlin-Brandenburg e.V.</b> R T.Preining(AUT)	ADAC Formel 4 powered by Abarth	18	31:00.918	0.998	128,7	13	1:28.239	150,8
4	99 <b>Prema Powerteam SRL</b> R.Aron(EST)	ADAC Formel 4 powered by Abarth	18	31:01.470	1.550	128,7	12	1:27.879	151,4
5	7 <b>Motopark</b> J.Eriksson(SWE)	ADAC Formel 4 powered by Abarth	18	31:02.074	2.154	128,6	12	1:28.321	150,7
6	27 <b>HTP Juniorteam</b> M.Dienst(DEU)	ADAC Formel 4 powered by Abarth	18	31:02.998	3.078	128,6	9	1:28.063	151,1
7	19 <b>SMG Swiss Motorsport Group</b> M.Drudi(ITA)	ADAC Formel 4 powered by Abarth	18	31:03.478	3.558	128,5	14	1:27.917	151,3
8	10 <b>Motopark</b> M.Waldherr(DEU)	ADAC Formel 4 powered by Abarth	18	31:04.450	4.530	128,5	14	1:28.823	149,8
9	9 <b>Motopark</b> R J.Cecotto(DEU)	ADAC Formel 4 powered by Abarth	18	31:04.933	5.013	128,4	13	1:28.941	149,6
10	1 <b>Neuhauser Racing</b> K.Schramm(DEU)	ADAC Formel 4 powered by Abarth	18	31:05.470	5.550	128,4	8	1:28.626	150,1
11	18 <b>SMG Swiss Motorsport Group</b> G.Maggi(DEU)	ADAC Formel 4 powered by Abarth	18	31:06.509	6.589	128,3	12	1:29.142	149,3
12	4 <b>ADAC Berlin-Brandenburg e.V.</b> R.Shwartzman(ITA)	ADAC Formel 4 powered by Abarth	18	31:06.886	6.966	128,3	11	1:28.538	150,3
13	6 <b>ADAC Berlin-Brandenburg e.V.</b> R M.Ortmann(DEU)	ADAC Formel 4 powered by Abarth	18	31:07.635	7.715	128,2	10	1:29.061	149,4
14	31 <b>Team Scheider</b> R Y.Shlom(ITA)	ADAC Formel 4 powered by Abarth	18	31:08.222	8.302	128,2	11	1:29.050	149,4
15	33 <b>RS-Competition</b> J.Jonck(DNK)	ADAC Formel 4 powered by Abarth	18	31:08.749	8.829	128,2	11	1:29.003	149,5
16	22 <b>Lechner Racing</b> F.Janits(DEU)	ADAC Formel 4 powered by Abarth	18	31:09.176	9.256	128,1	7	1:29.095	149,3
17	8 <b>Motopark</b> R J.Fittje(DEU)	ADAC Formel 4 powered by Abarth	18	31:09.750	9.830	128,1	11	1:28.994	149,5
18	32 <b>Prema Powerteam SRL</b> R G.Zhou(ITA)	ADAC Formel 4 powered by Abarth	18	31:10.263	10.343	128,1	9	1:29.037	149,4
19	34 <b>Team piroports</b> R T.Wolf(DEU)	ADAC Formel 4 powered by Abarth	18	31:10.949	11.029	128,0	11	1:29.552	148,6
20	77 <b>Job van Uitert</b> R J.Van Uitert(NLD)	ADAC Formel 4 powered by Abarth	18	31:11.941	12.021	127,9	11	1:29.510	148,6
21	11 <b>Team Scheider</b> R L.Wippersteg(DEU)	ADAC Formel 4 powered by Abarth	18	31:12.616	12.696	127,9	10	1:29.428	148,8
22	13 <b>Team piroports</b> C.Piro(DEU)	ADAC Formel 4 powered by Abarth	18	31:13.286	13.366	127,9	11	1:29.636	148,4
23	20 <b>SMG Swiss Motorsport Group</b> N.Rogivue(DEU)	ADAC Formel 4 powered by Abarth	18	31:13.977	14.057	127,8	9	1:28.819	149,8
24	46 <b>Team Scheider</b> M.Auricchio(DEU)	ADAC Formel 4 powered by Abarth	18	31:15.026	15.106	127,7	13	1:29.395	148,8
25	15 <b>Jenzer Motorsport</b> D.Kolkmann(DEU)	ADAC Formel 4 powered by Abarth	18	31:15.671	15.751	127,7	14	1:29.628	148,5



# ADAC Formel 4

## Result List Race 3

Provisional



Oschersleben, Length: 3696 m  
Air temperature: 19.4°C  
Track temperature: 23.9°C  
Weather condition: Dry

**DMSB** Deutscher Motor Sport Bund e.V. Reg. Nr.: 104/2015

Sunday 26.4.2015 15:20

started : 35      classified : 32      not classified : 3

#	Competitor	Sponsor	Laps	Total Time	Gap	Kph	Lap	Time	Kph
CI	Drivers	Car							
26	14 Jenzer Motorsport GmbH M.Müller-Crepon(DEU)	ADAC Formel 4 powered by Abarth	18	31:17.128	17.208	127,6	14	1:29.623	148,5
27	26 Van Amersfoort Racing H.Newey(GBR)	ADAC Formel 4 powered by Abarth	18	31:18.798	18.878	127,5	11	1:27.610	151,9
28	16 Jenzer Motorsport M.Böckmann(DEU)	ADAC Formel 4 powered by Abarth	18	31:19.595	19.675	127,4	8	1:29.247	149,1
29	66 Lechner Racing M.Lenerz(DEU)	ADAC Formel 4 powered by Abarth	17	31:16.214	1 LAP	120,6	10	1:28.680	150,0
30	24 Robin Brezina R.R.Brezina(DEU)	ADAC Formel 4 powered by Abarth	16	27:25.753	2LAPS	129,4	10	1:29.107	149,3
31	3 ADAC Berlin-Brandenburg e.V. R.B.Mazatis(DEU)	ADAC Formel 4 powered by Abarth	15	25:22.195	3LAPS	131,1	8	1:29.511	148,6
32	2 Neuhauser Racing T.Zimmermann(DEU)	ADAC Formel 4 powered by Abarth	14	23:29.632	4LAPS	132,1	11	1:28.278	150,7
<b>not classified</b>									
28	HTP Juniorteam J.Esmeijer(NLD)	ADAC Formel 4 powered by Abarth	12	20:49.013	6LAPS	127,8	8	1:28.132	151,0
38	Liqui Moly Team Engstler R.L.Engstler(DEU)	ADAC Formel 4 powered by Abarth							
23	Race Performance A.Valente(DEU)	ADAC Formel 4 powered by Abarth							

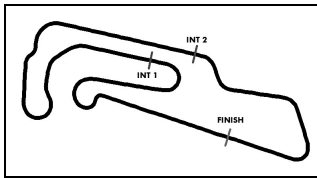
Fastest lap of the race. Car 36 driver Mawson on lap 12. Time 1:27.547, average speed 152,0 km/h.

Subject to final scrutineering!

Publications Time:

Clerk of the course:

Time Keeping:



# ADAC Formel 4

## Result List - Class Race 3



Provisional

**DMSB** Deutscher Motor Sport Bund e.V. Reg. Nr.: 104/2015



Oschersleben, Length: 3696 m  
Air temperature: 19.5°C  
Track temperature: 25.9°C  
Weather condition: Dry

Sunday 26.4.2015 15:20

started : 13      classified : 12      not classified : 1

Competitor Drivers	Sponsor Car	Laps	Total Time	Gap	Kph	Lap	Time	Kph
-----------------------	----------------	------	------------	-----	-----	-----	------	-----

**CLASS: Rookie**

Started: 13      Classified: 12      Not Classified: 1

1	25	Van Amersfoort Racing M.Schumacher(DEU)	ADAC Formel 4 powered by Abarth	18	30:59.920		128,8	12	1:27.658	151,8
2	12	ADAC Berlin-Brandenburg e.V. T.Preining(AUT)	ADAC Formel 4 powered by Abarth	18	31:00.918	0.998	128,7	13	1:28.239	150,8
3	9	Motopark J.Cecotto(DEU)	ADAC Formel 4 powered by Abarth	18	31:04.933	5.013	128,4	13	1:28.941	149,6
4	6	ADAC Berlin-Brandenburg e.V. M.Ortmann(DEU)	ADAC Formel 4 powered by Abarth	18	31:07.635	7.715	128,2	10	1:29.061	149,4
5	31	Team Scheider Y.Shlom(ITA)	ADAC Formel 4 powered by Abarth	18	31:08.222	8.302	128,2	11	1:29.050	149,4
6	8	Motopark J.Fittje(DEU)	ADAC Formel 4 powered by Abarth	18	31:09.750	9.830	128,1	11	1:28.994	149,5
7	32	Prema Powerteam SRL G.Zhou(ITA)	ADAC Formel 4 powered by Abarth	18	31:10.263	10.343	128,1	9	1:29.037	149,4
8	34	Team piroports T.Wolf(DEU)	ADAC Formel 4 powered by Abarth	18	31:10.949	11.029	128,0	11	1:29.552	148,6
9	77	Job van Uitert J.Van Uitert(NLD)	ADAC Formel 4 powered by Abarth	18	31:11.941	12.021	127,9	11	1:29.510	148,6
10	11	Team Scheider L.Wippersteg(DEU)	ADAC Formel 4 powered by Abarth	18	31:12.616	12.696	127,9	10	1:29.428	148,8
11	24	Robin Brezina R.Brezina(DEU)	ADAC Formel 4 powered by Abarth	16	27:25.753	2LAPS	129,4	10	1:29.107	149,3
12	3	ADAC Berlin-Brandenburg e.V. B.Mazatis(DEU)	ADAC Formel 4 powered by Abarth	15	25:22.195	3LAPS	131,1	8	1:29.511	148,6

**not classified**

38	Liqui Moly Team Engstler L.Engstler(DEU)	ADAC Formel 4 powered by Abarth
----	---	---------------------------------

*Fastest lap of the class. Car 25 driver Mick Schumacher on lap 12. Time 1:27.658, average speed 151,8 km/h.*

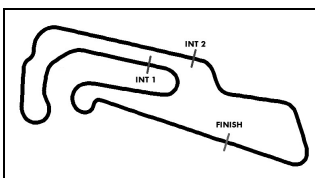
*Fastest lap of the race. Car 36 driver Mawson on lap 12. Time 1:27.547, average speed 152,0 km/h.*

**Subject to final scrutineering!**

Publications Time:

Clerk of the course:

Time Keeping:



# ADAC Formel 4

## Lap chart Race 3

Provisional

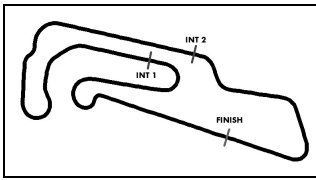


Oschersleben, Length: 3696 m

Sunday 26.4.2015 15:20

POS	1	2	3	4	5	6	7	8	9	10	11	12	13	14	15	16	17	18	19	20	21	22	23	24	25	26	27	28	29	30	31	32	33	34	35	36
LAP 1	25	2	12	7	36	10	27	26	99	19	16	9	18	22	33	31	24	6	8	1	4	28	11	20	3	34	66	77	15	13	14	32	.46			
LAP 2	25	2	12	7	36	10	27	26	99	19	16	9	18	22	33	31	24	6	8	1	4	28	11	20	3	34	77	15	13	14	32	46	.66			
LAP 3	25	2	12	7	36	10	27	26	99	19	16	9	18	22	33	31	24	6	8	1	4	28	11	20	3	34	77	15	13	14	32	46	66'			
LAP 4	25	2	12	7	36	10	27	26	99	19	16	9	18	22	33	31	6	24	8	1	4	28	11	20	3	34	77	15	13	14	32	46	66'			
LAP 5	25	2	12	36	7	10	27	99	19	9	16	22	18	33	31	1	6	28	8	4	24	11	20	34	3	77	15	13	14	46	32	.26	66'			
LAP 6	25	2	36	12	7	10	27	99	19	9	16	22	18	33	1	31	28	6	8	4	24	11	20	34	77	3	15	13	32	14	46	26	66'			
LAP 7	25	2	36	12	7	10	27	99	19	9	16	22	18	1	28	33	6	31	8	4	24	11	77	34	3	15	13	32	14	46	20	26	66'			
LAP 8	25	36	2	12	7	27	99	10	19	9	16	22	18	1	28	33	6	31	8	4	24	11	77	34	3	13	32	15	46	14	20	26	66'			
LAP 9	25	36	2	12	7	27	99	10	19	9	16	18	22	28	1	33	6	31	4	8	24	11	77	34	3	32	13	15	46	14	20	26	66'			
LAP 10	25	36	2	12	7	27	99	10	19	9	16	18	22	28	1	33	6	4	31	8	24	11	77	34	3	32	13	15	46	20	14	26	66'			
LAP 11	25	36	2	12	7	27	99	19	10	9	16	28	18	1	22	33	4	6	31	8	24	11	77	34	32	3	13	46	15	20	14	26	66'			
LAP 12	25	36	2	12	7	27	99	19	10	9	16	18	1	33	22	4	6	31	28	8	24	11	77	34	32	3	13	46	20	15	14	26	66'			
LAP 13	25	36	2	12	7	27	99	19	10	9	16	1	18	33	4	6	31	22	8	24	11	77	32	34	3	13	46	20	15	14	26	66'				
LAP 14	25	36	2	12	7	99	27	19	10	9	16	1	18	33	4	6	31	22	8	24	11	32	77	34	3	13	20	46	15	14	26	66'				
LAP 15	25	36	12	7	99	27	19	10	9	1	18	4	6	33	31	22	8	24	32	34	3	11	77	13	20	46	15	14	26	.16	66'					
LAP 16	25	36	12	99	7	27	19	10	9	1	18	4	6	31	33	22	8	32	34	77	11	13	20	46	15	14	26	16	.24	66'						
LAP 17	25	36	12	99	7	27	19	10	9	1	18	4	6	31	33	22	8	32	34	77	11	13	20	46	15	14	26	16	66'							
LAP 18	25	36	12	99	7	27	19	10	9	1	18	4	6	31	33	22	8	32	34	77	11	13	20	46	15	14	26	16								

. - PIT STOP ' - LAP BEHIND



# ADAC Formel 4

## Lap analysis Race 3

Provisional



**DMSB** Reg. Nr.: 104/2015  
Deutscher Motor Sport Bund e.V.

Sunday 26.4.2015 15:20

Oschersleben, Length: 3696 m  
 Air temperature: 19.4°C  
 Track temperature: 24.2°C  
 Weather condition: Dry

Lap	Time	SE1	SP1	SE2	SP2	SE3	SP3	TSP	Lap	Time	SE1	SP1	SE2	SP2	SE3	SP3	TSP
<b>1 Kim Luis Schramm, DEU ,</b>									<b>theoretical besttime: 1:28.554</b>								
1	2:00.496	45.626	172	38.989	78	35.881	122	199	11	1:29.238	34.308	174	30.171	205	24.759	176	206
2	2:24.440	1:01.639	128	47.700	107	35.101	92	118	12	1:28.980	34.301	173	29.874	201	24.805	177	206
3	2:21.202	56.877	116	48.128	115	36.197	134	104	13	1:29.311	34.424	174	29.901	<b>205</b>	24.986	176	207
4	2:02.703	45.932	130	49.021	97	27.750	178	161	14	1:29.189	34.459	173	30.037	202	24.693	177	206
5	1:30.719	35.291	173	30.454	205	24.974	177	<b>209</b>	15	1:29.349	34.722	172	29.894	201	24.733	176	209
6	1:29.630	34.619	<b>175</b>	30.144	204	24.867	178	206	16	1:29.045	34.222	172	<b>29.751</b>	202	25.072	176	204
7	1:29.413	34.872	172	29.917	202	<b>24.624</b>	177	209	17	2:11.395	37.293	147	55.098	76	39.004	127	197
8	<b>1:28.626</b>	<b>34.179</b>	173	29.798	204	24.649	178	205	18	2:12.170	50.434	106	49.043	137	32.693	176	167
9	1:29.907	34.354	173	29.849	204	25.704	<b>179</b>	208									
10	1:29.657	34.691	174	30.161	200	24.805	177	208									

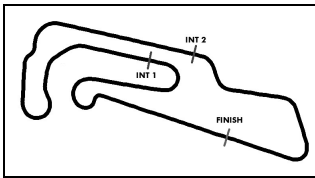
<b>2 Tim Zimmermann, DEU ,</b>									<b>theoretical besttime: 1:28.194</b>								
1	1:45.333	40.170	171	32.148	138	33.015	139	173	9	1:28.458	34.368	171	29.649	202	24.441	176	<b>205</b>
2	2:24.641	1:01.351	128	46.073	149	37.217	134	90	10	1:28.459	34.294	171	29.650	202	24.515	<b>176</b>	204
3	2:20.656	55.983	130	47.595	152	37.078	152	98	<b>11 1:28.278</b>	34.233	171	29.606	201	<b>24.439</b>	176	203	
4	2:12.592	47.540	137	52.035	98	33.017	175	170	12	1:28.307	<b>34.219</b>	172	29.575	201	24.513	174	203
5	1:29.485	34.731	172	30.006	202	24.748	176	202	13	1:28.490	34.231	171	29.716	201	24.543	176	203
6	1:28.619	34.330	<b>172</b>	29.697	202	24.592	<b>176</b>	203	14	1:28.686	34.325	<b>172</b>	29.742	201	24.619	175	203
7	1:28.430	34.322	171	<b>29.536</b>	202	24.572	176	203									
8	1:29.198	34.712	171	29.876	<b>203</b>	24.610	176	202									

<b>3 Benjamin Mazatis, DEU ,</b>									<b>theoretical besttime: 1:28.792</b>								
1	2:05.243	48.390	173	39.998	76	36.855	131	200	9	1:29.843	34.553	<b>176</b>	30.348	204	24.942	181	211
2	2:23.083	1:02.229	119	46.353	107	34.501	96	123	10	1:29.693	34.634	176	30.226	205	24.833	<b>182</b>	<b>212</b>
3	2:22.567	58.389	108	47.071	109	37.107	136	96	11	1:30.172	35.020	176	30.066	204	25.086	181	212
4	2:00.359	45.726	140	47.656	103	26.977	179	141	12	1:29.524	<b>34.090</b>	175	30.221	204	25.213	180	209
5	1:31.868	34.963	176	30.436	<b>207</b>	26.469	180	208	13	1:29.850	34.775	174	<b>30.057</b>	205	25.018	179	210
6	1:30.713	35.249	175	30.303	204	25.161	181	210	14	1:29.593	34.508	176	30.212	205	24.873	182	210
7	1:30.158	34.608	174	30.631	204	24.919	179	208	15	1:30.018	34.910	174	30.463	202	<b>24.645</b>	180	211
8	<b>1:29.511</b>	34.519	176	30.128	205	24.864	180	210									

<b>4 Robert Shwartzman, ITA ,</b>									<b>theoretical besttime: 1:28.316</b>								
1	2:01.505	47.050	171	38.248	78	36.207	137	191	<b>11 1:28.538</b>	<b>34.074</b>	172	29.765	<b>206</b>	24.699	179	208	
2	2:24.117	1:01.186	130	47.804	113	35.127	97	116	12	1:29.975	34.373	173	29.921	206	25.681	176	208
3	2:21.249	57.132	89	48.142	105	35.975	144	99	13	1:29.200	34.719	<b>174</b>	29.680	205	24.801	179	206
4	2:02.382	45.874	150	48.791	102	27.717	176	143	14	1:29.848	35.194	173	29.974	205	24.680	179	209
5	1:31.724	35.724	172	30.895	205	25.105	175	205	15	1:29.940	34.854	173	30.495	201	<b>24.591</b>	178	209
6	1:29.982	34.899	172	30.223	205	24.860	179	205	16	1:28.589	34.144	173	<b>29.651</b>	203	24.794	178	206
7	1:30.581	35.098	167	30.555	206	24.928	179	209	17	2:09.369	35.442	158	54.935	77	38.992	127	205
8	1:29.767	34.521	172	30.641	203	24.605	<b>180</b>	209	18	2:12.251	50.241	107	49.472	130	32.538	178	143
9	1:29.092	34.464	172	29.896	204	24.732	179	210									
10	1:28.777	34.161	<b>174</b>	29.894	205	24.722	179	<b>210</b>									

<b>6 Mike David Ortmann, DEU ,</b>									<b>theoretical besttime: 1:28.859</b>								
1	1:59.459	45.284	172	38.120	79	36.055	120	186	11	1:29.531	34.575	172	30.290	205	24.666	177	209
2	2:24.617	1:01.494	118	47.693	102	35.430	91	110	12	1:29.752	<b>34.330</b>	174	30.026	205	25.396	178	207
3	2:20.648	56.366	121	48.221	117	36.061	125	116	13	1:29.771	35.116	172	29.994	202	24.661	178	208
4	2:03.575	45.787	119	49.442	88	28.346	175	138	14	1:29.369	34.518	<b>175</b>	30.213	205	<b>24.638</b>	178	208
5	1:31.369	35.259	174	30.668	205	25.442	180	200	15	1:30.776	35.326	170	30.155	<b>205</b>	25.295	177	205
6	1:30.642	35.507	173	30.090	203	25.045	178		16	1:29.764	34.426	172	30.097	202	25.241	176	205
7	1:30.005	35.146	172	30.100	204	24.759	<b>180</b>	208	17	2:08.293	35.223	172	53.526	79	39.544	132	204
8	1:29.714	34.878	172	30.101	204	24.735	178	<b>211</b>	18	2:11.590	49.427	102	50.323	148	31.840	170	138
9	1:29.699	34.697	173	30.027	205	24.975	178	209									
10	<b>1:29.061</b>	34.488	174	<b>29.891</b>	204	24.682	179	208									





# ADAC Formel 4

## Lap analysis Race 3

Provisional

DMSB Reg. Nr.: 104/2015  
Deutscher Motor Sport Bund e.V.

Sunday 26.4.2015 15:20



Oschersleben, Length: 3696 m  
Air temperature: 19.4°C  
Track temperature: 24.2°C  
Weather condition: Dry

Lap	Time	SE1	SP1	SE2	SP2	SE3	SP3	TSP	Lap	Time	SE1	SP1	SE2	SP2	SE3	SP3	TSP
<b>7 Joel Eriksson, SWE , theoretical besttime: 1:28.301</b>																	
1	1:46.215	41.116	171	32.232	127	32.867	137	178	11	1:28.568	34.187	173	29.778	203	24.603	178	206
2	2:25.897	1:01.893	117	46.794	137	37.210	143	122	<b>12</b>	<b>1:28.321</b>	34.139	174	<b>29.703</b>	203	<b>24.479</b>	177	208
3	2:20.556	55.336	116	48.203	138	37.017	138	89	13	1:28.581	<b>34.119</b>	174	29.820	203	24.642	177	208
4	2:11.388	46.724	129	51.910	108	32.754	176	143	14	1:28.977	34.653	173	29.793	204	24.531	178	206
5	1:30.262	35.518	172	30.014	202	24.730	178	205	15	1:28.788	34.404	174	29.790	203	24.594	178	207
6	1:28.817	34.458	173	29.731	204	24.628	<b>179</b>	208	16	1:30.895	34.814	174	30.026	202	26.055	155	208
7	1:28.688	34.243	173	29.756	204	24.689	177	<b>209</b>	17	2:18.322	43.147	96	56.194	75	38.981	132	161
8	1:28.649	34.218	171	29.780	<b>205</b>	24.651	177	206	18	2:11.697	50.329	114	48.795	154	32.573	177	144
9	1:28.845	34.328	173	29.890	202	24.627	177	206									
10	1:28.608	34.207	<b>175</b>	29.791	203	24.610	177	205									

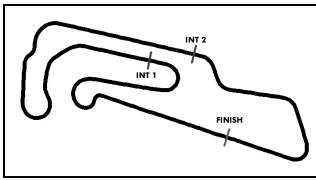
<b>8 Jannes Fittje, DEU , theoretical besttime: 1:28.948</b>																	
1	2:00.047	45.367	173	38.533	81	36.147	124	186	<b>11</b>	<b>1:28.994</b>	34.439	174	<b>29.872</b>	203	<b>24.683</b>	179	207
2	2:24.345	1:01.548	125	47.749	103	35.048	91	112	12	1:29.748	<b>34.393</b>	173	30.069	204	25.286	<b>179</b>	
3	2:21.111	56.707	121	48.216	122	36.188	130	109	13	1:30.183	34.991	172	30.227	<b>205</b>	24.965	178	209
4	2:03.095	45.937	140	49.262	92	27.896	178	157	14	1:29.576	34.574	173	30.168	205	24.834	178	208
5	1:32.151	36.154	171	30.750	205	25.247	175	205	15	1:30.310	34.912	173	30.456	202	24.942	179	207
6	1:29.918	34.843	<b>175</b>	30.174	204	24.901	179	205	16	1:31.258	35.054	172	30.437	199	25.767	177	210
7	1:30.535	35.379	170	30.371	204	24.785	178	<b>211</b>	17	2:08.171	35.837	171	52.629	87	39.705	121	207
8	1:29.818	34.884	170	30.208	203	24.726	177	208	18	2:11.123	49.886	133	50.053	126	31.184	177	132
9	1:30.047	34.888	173	30.370	202	24.789	176	208									
10	1:29.320	34.582	173	30.018	202	24.720	179	208									

<b>9 Jonathan Cecotto, DEU , theoretical besttime: 1:28.831</b>																	
1	1:52.839	43.133	174	35.322	96	34.384	111	186	11	1:29.588	34.773	175	30.091	206	24.724	180	210
2	2:25.557	1:01.870	121	48.874	95	34.813	110	118	12	1:28.989	34.297	174	29.990	206	<b>24.702</b>	180	<b>211</b>
3	2:21.218	56.083	124	48.381	125	36.754	133	122	<b>13</b>	<b>1:28.941</b>	34.389	174	<b>29.840</b>	206	24.712	179	210
4	2:06.625	46.000	111	50.878	101	29.747	180	146	14	1:29.041	34.329	174	29.969	206	24.743	179	209
5	1:31.022	35.425	174	30.648	206	24.949	179	200	15	1:29.290	34.390	174	30.195	206	24.705	179	209
6	1:29.355	34.374	175	30.219	205	24.762	179	209	16	1:30.688	34.306	174	29.932	206	26.450	178	209
7	1:29.423	34.327	174	30.230	204	24.866	179	207	17	2:12.548	38.152	130	55.215	78	39.181	128	193
8	1:29.443	34.469	174	30.202	205	24.772	179	208	18	2:12.030	50.328	109	48.900	130	32.802	180	151
9	1:29.092	34.311	174	30.049	205	24.732	179	208									
10	1:29.244	<b>34.289</b>	<b>175</b>	30.218	<b>206</b>	24.737	<b>180</b>	209									

<b>10 Michael Waldherr, DEU , theoretical besttime: 1:28.632</b>																	
1	1:47.917	41.756	171	32.765	117	33.396	129	176	11	1:29.808	35.225	173	29.785	<b>204</b>	24.798	<b>178</b>	<b>208</b>
2	2:25.853	1:01.889	115	46.166	146	37.798	131	122	12	1:28.877	34.281	172	29.875	203	24.721	176	207
3	2:20.067	55.345	116	47.855	133	36.867	132	106	13	1:29.077	34.573	172	<b>29.746</b>	203	24.758	176	205
4	2:10.893	46.994	120	51.399	104	32.500	176	138	<b>14</b>	<b>1:28.823</b>	34.392	172	29.806	202	<b>24.625</b>	177	205
5	1:30.252	35.554	171	29.992	204	24.706	177	204	15	1:29.565	34.473	173	30.261	203	24.831	177	203
6	1:28.970	34.437	<b>173</b>	29.781	204	24.752	<b>178</b>	207	16	1:30.792	<b>34.261</b>	172	29.779	202	26.752	176	206
7	1:29.384	34.320	172	29.866	203	25.198	175	206	17	2:12.061	38.198	127	54.943	83	38.920	139	206
8	1:30.517	35.591	171	30.101	204	24.825	176	203	18	2:12.423	50.377	120	48.926	132	33.120	175	144
9	1:29.283	34.735	171	29.800	204	24.748	177	206									
10	1:29.888	34.752	171	30.313	203	24.823	177	205									

<b>11 Leon Wippersteg, DEU , theoretical besttime: 1:29.215</b>																	
1	2:03.010	47.849	171	38.991	64	36.170	140	187	11	1:29.557	34.703	172	30.111	200	<b>24.743</b>	177	205
2	2:23.879	1:02.662	98	46.577	108	34.640	94	109	12	1:29.814	<b>34.467</b>	172	30.300	197	25.047	175	204
3	2:21.882	57.662	127	47.787	106	36.433	128	104	13	1:29.947	34.887	173	30.126	200	24.934	177	<b>207</b>
4	2:01.372	46.123	140	47.931	111	27.318	176	126	14	1:29.703	34.624	171	30.091	201	24.988	176	205
5	1:31.895	35.426	170	30.689	201	25.780	177	204	15	1:32.306	36.750	171	30.595	200	24.961	177	204
6	1:30.150	34.624	173	30.417	<b>202</b>	25.109	<b>178</b>	206	16	1:31.849	35.880	171	30.371	200	25.598	172	206
7	1:30.254	34.661	<b>174</b>	30.444	202	25.149	177	204	17	2:05.744	35.281	172	51.287	78	39.176	123	202
8	1:29.955	34.531	173	30.385	201	25.039	177	205	18	2:11.935	51.265	119	48.786	119	31.884	166	127
9	1:29.936	34.549	174	30.420	200	24.967	<b>178</b>	205									
10	<b>1:29.428</b>	34.587	172	<b>30.005</b>	201	24.836	177	205									





# ADAC Formel 4

## Lap analysis Race 3

Provisional



Oschersleben, Length: 3696 m

Air temperature: 19.4°C

Track temperature: 24.2°C

Weather condition: Dry



Reg. Nr.: 104/2015

Sunday 26.4.2015 15:20



Lap	Time	SE1	SP1	SE2	SP2	SE3	SP3	TSP	Lap	Time	SE1	SP1	SE2	SP2	SE3	SP3	TSP
10	1:29.637	34.425	173	30.429	201	24.783	177	206									

### 18 Giorgio Maggi, DEU ,

**theoretical besttime: 1:28.416**

1	1:53.929	43.360	173	36.461	93	34.108	138	176	11	1:30.109	34.498	173	30.378	199	25.233	177	208
2	2:25.181	1:01.357	128	48.814	96	35.010	123	119	<b>12</b>	<b>1:29.142</b>	34.305	173	29.931	201	24.906	177	207
3	2:21.438	55.963	132	48.481	120	36.994	130	123	13	1:29.928	34.360	174	30.252	<b>204</b>	25.316	175	<b>209</b>
4	2:06.027	45.489	114	50.967	108	29.571	177	150	14	1:29.395	34.827	173	29.914	203	24.654	<b>179</b>	208
5	1:31.924	35.939	173	30.885	203	25.100	176	207	15	1:30.547	35.176	171	30.661	200	24.710	176	
6	1:29.744	34.711	172	30.186	203	24.847	178	207	16	1:29.174	34.224	172	<b>29.706</b>	201	25.244	173	205
7	1:29.243	34.670	173	29.945	201	24.628	177	206	17	2:10.354	36.208	145	55.175	77	38.971	129	202
8	1:29.295	34.549	173	30.157	201	<b>24.589</b>	178	206	18	2:12.620	50.302	102	49.396	135	32.922	176	158
9	1:29.194	34.377	173	29.995	201	24.822	178	207									
10	1:29.265	<b>34.121</b>	<b>174</b>	30.442	202	24.702	177	207									

### 19 Mattia Drudi, ITA ,

**theoretical besttime: 1:27.849**

1	1:51.519	42.602	174	34.699	103	34.218	102	179	11	1:28.647	34.480	173	29.617	203	24.550	178	208
2	2:25.589	1:01.711	127	48.782	118	35.096	125	144	12	1:28.236	<b>34.059</b>	173	29.618	203	24.559	177	206
3	2:20.491	55.242	150	48.395	118	36.854	142	132	13	1:28.222	34.165	174	29.503	203	24.554	178	205
4	2:08.209	46.473	113	51.430	106	30.306	178	125	<b>14</b>	<b>1:27.917</b>	34.127	174	<b>29.450</b>	205	<b>24.340</b>	178	206
5	1:30.278	35.239	173	30.321	204	24.718	180	205	15	1:28.260	34.066	174	29.639	205	24.555	178	207
6	1:29.058	34.570	<b>176</b>	29.822	203	24.666	179	210	16	1:30.187	34.132	175	30.512	203	25.543	178	209
7	1:28.857	34.304	175	29.799	203	24.754	<b>180</b>	208	17	2:16.934	41.552	87	56.254	76	39.128	133	162
8	1:30.065	35.048	173	30.119	<b>207</b>	24.898	180	209	18	2:11.856	50.072	124	49.089	143	32.695	177	145
9	1:29.316	34.734	174	30.014	202	24.568	179	<b>211</b>									
10	1:29.837	34.517	171	30.421	205	24.899	179	209									

### 20 Nikolaj Rogivue, DEU ,

**theoretical besttime: 1:28.699**

1	2:04.032	48.214	171	39.578	76	36.240	134		11	1:29.008	34.253	172	<b>29.845</b>	204	24.910	<b>180</b>	205
2	2:23.631	1:02.879	117	46.100	109	34.652	99	113	12	1:28.936	34.225	172	29.953	202	24.758	178	<b>211</b>
3	2:22.166	58.287	115	47.066	115	36.813	131	105	13	1:29.089	34.299	<b>175</b>	29.930	203	24.860	177	208
4	2:00.759	46.200	130	47.472	97	27.087	175	147	14	1:29.037	34.432	173	29.869	204	24.736	178	209
5	1:32.050	35.155	174	30.590	205	26.305	177	206	15	1:30.056	34.825	172	30.177	204	25.054	179	210
6	1:29.883	34.636	172	30.269	203	24.978	179	207	16	1:32.852	35.152	174	31.561	175	26.139	177	209
7	1:37.961	41.916	159	31.014	200	25.031	176	208	17	2:05.135	35.447	173	50.583	110	39.105	126	205
8	1:29.352	34.635	171	29.982	201	24.735	177	203	18	2:11.620	51.230	104	48.921	133	31.469	169	145
9	<b>1:28.819</b>	<b>34.182</b>	173	29.965	202	<b>24.672</b>	178	206									
10	1:29.591	34.783	173	30.024	<b>206</b>	24.784	177	208									

### 22 Florian Janits, DEU ,

**theoretical besttime: 1:29.042**

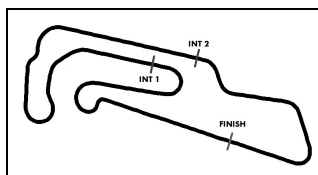
1	1:54.912	44.028	170	36.599	99	34.285	144	186	11	1:30.348	34.893	172	30.190	202	25.265	175	204
2	2:26.033	1:01.564	111	48.603	107	35.866	117	123	12	1:31.366	34.536	172	30.128	202	26.702	174	206
3	2:20.687	54.789	141	49.201	142	36.697	143	127	13	1:31.183	36.101	164	30.330	202	24.752	178	202
4	2:05.456	45.387	123	50.800	112	29.269	176	150	14	1:29.355	34.621	171	30.016	<b>204</b>	<b>24.718</b>	<b>178</b>	207
5	1:30.997	35.276	171	30.603	203	25.118	175	203	15	1:30.569	34.761	174	30.501	203	25.307	177	<b>208</b>
6	1:29.683	34.690	172	30.186	201	24.807	176	205	16	1:30.773	34.906	<b>174</b>	30.535	184	25.332	177	207
7	<b>1:29.095</b>	34.456	172	<b>29.917</b>	202	24.722	178	203	17	2:08.479	36.039	163	52.856	84	39.584	132	197
8	1:29.477	34.672	172	30.044	203	24.761	177	207	18	2:11.173	49.475	130	50.402	119	31.296	176	120
9	1:30.044	<b>34.407</b>	172	30.381	198	25.256	177	205									
10	1:29.546	34.530	171	30.121	202	24.895	175	206									

### 24 Robin Brezina, DEU ,

**theoretical besttime: 1:28.960**

1	1:58.739	44.871	173	37.940	80	35.928	127	197	9	1:29.900	34.602	173	30.290	201	25.008	178	208
2	2:24.398	1:01.100	122	47.380	88	35.918	90	111	<b>10</b>	<b>1:29.107</b>	34.390	174	<b>29.918</b>	204	24.799	180	207
3	2:20.508	56.267	128	48.084	115	36.157	141	119	11	1:29.123	34.289	174	30.059	204	<b>24.775</b>	180	208
4	2:04.773	45.879	105	49.875	91	29.019	180	137	12	1:29.718	<b>34.267</b>	174	30.277	202	25.174	180	209
5	1:32.615	35.938	174	30.627	205	26.050	175	205	13	1:30.220	35.282	174	30.071	203	24.867	179	208
6	1:30.737	35.249	175	30.446	204	25.042	179	204	14	1:29.427	34.576	174	30.026	<b>205</b>	24.825	179	207
7	1:30.201	34.545	173	30.701	204	24.955	<b>180</b>	207	15	1:30.258	34.536	<b>176</b>	30.665	204	25.057	179	209
8	1:29.894	34.387	175	30.635	202	24.872	179	209	16	2:06.135	34.708	174	43.091	193	48.336		<b>210</b>





# ADAC Formel 4

## Lap analysis Race 3

Provisional



Oschersleben, Length: 3696 m

Air temperature: 19.4°C

Track temperature: 24.2°C

Weather condition: Dry

**DMSB** Reg. Nr.: 104/2015  
Deutscher Motor Sport Bund e.V.

Sunday 26.4.2015 15:20

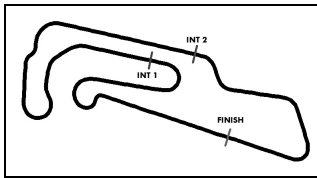
Lap	Time	SE1	SP1	SE2	SP2	SE3	SP3	TSP	Lap	Time	SE1	SP1	SE2	SP2	SE3	SP3	TSP
<b>25</b>	Mick Schumacher, DEU ,								<b>theoretical besttime: 1:27.644</b>								
1	1:44.689	39.700	172	32.070	138	32.919	143	172	11	1:28.374	34.198	173	29.713	203	24.463	177	205
2	2:24.588	1:01.480	119	46.106	142	37.002	140	99	<b>12</b>	<b>1:27.658</b>	33.934	173	<b>29.442</b>	203	<b>24.282</b>	177	206
3	2:20.787	56.085	119	47.668	144	37.034	153	93	13	1:27.911	33.982	173	29.640	203	24.289	178	206
4	2:12.434	47.489	145	52.309	97	32.636	177	160	14	1:28.107	34.053	173	29.581	203	24.473	178	206
5	1:28.965	34.429	172	29.881	203	24.655	177	204	15	1:28.260	34.034	173	29.632	203	24.594	178	<b>206</b>
6	1:28.508	34.232	174	29.709	202	24.567	<b>178</b>	205	16	1:30.334	34.202	174	29.811	203	26.321	126	206
7	1:28.410	34.169	173	29.715	202	24.526	176	205	17	2:24.327	50.008	91	56.129	83	38.190	150	134
8	1:27.976	34.047	173	29.618	203	24.311	178	204	18	2:12.742	50.443	113	48.670	127	33.629	176	153
9	1:27.760	<b>33.920</b>	174	29.557	203	24.283	178	205									
10	1:28.090	34.035	<b>174</b>	29.539	<b>204</b>	24.516	177	205									

<b>26</b>	Harrison Newey, GBR ,								<b>theoretical besttime: 1:27.476</b>								
1	1:50.102	42.027	174	34.190	108	33.885	119	171	<b>11</b>	<b>1:27.610</b>	<b>33.803</b>	174	<b>29.406</b>	<b>203</b>	24.401	178	205
2	2:25.115	1:01.364	126	49.044	113	34.707	114	126	12	1:27.928	33.986	173	29.548	203	24.394	177	206
3	2:20.839	55.118	132	48.816	124	36.905	131	133	13	1:28.467	34.268	173	29.643	202	24.556	<b>178</b>	206
4	2:09.208	46.147	117	52.087	117	30.974	177	150	14	1:28.048	34.030	173	29.539	203	24.479	178	206
5	1:50.174	36.026	<b>174</b>	30.652	201	43.496		<b>207</b>	15	1:29.526	34.048	173	29.562	202	25.916	176	207
6	1:45.375	50.912	173	29.749	202	24.714	177		16	1:33.368	34.249	172	31.393	200	27.726	176	205
7	1:28.723	34.292	173	29.687	201	24.744	177	202	17	1:58.284	36.230	173	42.907	124	39.147	140	205
8	1:28.108	34.073	173	29.464	203	24.571	177	204	18	2:12.369	51.337	144	48.226	159	32.806	148	146
9	1:27.674	33.958	173	29.449	203	<b>24.267</b>	178	205									
10	1:27.880	33.926	174	29.509	203	24.445	177	205									

<b>27</b>	Marvin Dienst, DEU ,								<b>theoretical besttime: 1:27.892</b>								
1	1:48.637	41.851	171	33.555	116	33.231	134	183	11	1:28.258	34.086	172	29.656	202	24.516	177	205
2	2:25.723	1:01.666	130	46.582	127	37.475	130	112	12	1:28.149	34.084	<b>173</b>	29.566	203	24.499	178	206
3	2:20.065	55.193	122	48.045	142	36.827	137	112	13	1:28.295	<b>34.054</b>	173	29.677	<b>204</b>	24.564	<b>180</b>	<b>207</b>
4	2:10.549	47.023	118	51.428	101	32.098	176	138	14	1:30.767	35.426	172	30.391	200	24.950	176	206
5	1:30.416	35.476	169	30.184	202	24.756	176	206	15	1:29.722	34.598	171	30.261	199	24.863	176	204
6	1:28.941	34.391	171	29.873	201	24.677	177	206	16	1:30.215	34.534	171	30.271	200	25.410	176	204
7	1:29.079	34.270	172	29.724	204	25.085	178	206	17	2:16.741	41.509	87	56.127	72	39.105	135	167
8	1:29.173	35.037	170	29.614	200	24.522	175	204	18	2:12.059	50.122	119	49.013	146	32.924	174	138
9	<b>1:28.063</b>	34.225	171	<b>29.447</b>	201	<b>24.391</b>	175	203									
10	1:28.146	34.066	173	29.575	202	24.505	177	204									

<b>28</b>	Janneau Esmeijer, NLD ,								<b>theoretical besttime: 1:27.987</b>								
1	2:02.352	47.342	172	38.924	68	36.086	133	200	<b>8</b>	<b>1:28.132</b>	34.329	171	<b>29.565</b>	<b>204</b>	<b>24.238</b>	178	206
2	2:23.908	1:01.865	117	47.250	98	34.793	101	104	9	1:29.417	34.437	173	29.580	<b>207</b>	25.400	176	208
3	2:21.701	57.419	134	48.008	102	36.274	139	103	10	1:29.036	34.364	173	30.001	204	24.671	<b>179</b>	204
4	2:01.588	46.129	141	48.145	104	27.314	177	143	11	1:28.697	<b>34.184</b>	<b>174</b>	29.889	202	24.624	178	207
5	1:30.356	35.116	169	30.381	207	24.859	179	208	12	1:34.270	34.396	173	29.917	206	29.957	174	209
6	1:30.126	34.700	173	30.043	206	25.383	177	<b>210</b>									
7	1:29.430	34.935	173	29.901	206	24.594	177	205									

<b>31</b>	Yan Leon Shlom, ITA ,								<b>theoretical besttime: 1:28.997</b>								
1	1:56.847	44.636	173	37.470	85	34.741	165	188	<b>11</b>	<b>1:29.050</b>	<b>34.358</b>	173	<b>29.838</b>	205	24.854	179	208
2	2:25.422	1:01.005	121	48.604	94	35.813	105	98	12	1:29.910	34.444	174	29.895	205	25.571	177	208
3	2:20.843	55.625	124	48.609	125	36.609	139	105	13	1:29.693	34.831	170	29.916	206	24.946	178	206
4	2:04.743	45.625	117	50.207	99	28.911	177	138	14	1:29.511	34.451	174	30.053	205	25.007	177	207
5	1:31.331	35.368	173	30.695	205	25.268	178	205	15	1:30.415	34.742	174	30.355	<b>207</b>	25.318	178	207
6	1:30.824	34.782	174	30.286	201	25.756	175	205	16	1:30.028	34.778	173	29.881	199	25.369	179	205
7	1:30.830	35.758	173	30.271	204	<b>24.801</b>	179	204	17	2:08.041	35.506	153	53.164	89	39.371	127	208
8	1:29.732	34.750	173	30.147	205	24.835	<b>180</b>	207	18	2:11.782	49.452	110	50.424	144	31.906	177	130
9	1:29.570	34.597	174	30.146	204	24.827	179	208									
10	1:29.650	34.600	<b>175</b>	30.204	205	24.846	179	<b>209</b>									



# ADAC Formel 4

## Lap analysis Race 3

Provisional



Oschersleben, Length: 3696 m

Air temperature: 19.4°C

Track temperature: 24.2°C

Weather condition: Dry



Reg. Nr.: 104/2015

Sunday 26.4.2015 15:20



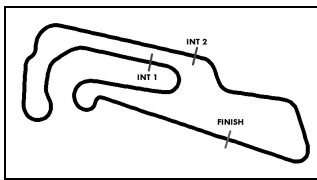
Lap	Time	SE1	SP1	SE2	SP2	SE3	SP3	TSP	Lap	Time	SE1	SP1	SE2	SP2	SE3	SP3	TSP
<b>32 Guan Yu Zhou, ITA ,</b>									<b>theoretical besttime: 1:28.698</b>								
1	2:10.397	54.930	170	39.424	77	36.043	151		11	1:29.163	34.364	173	29.912	205	24.887	177	210
2	2:21.750	1:03.710	105	45.864	151	32.176	105	110	12	1:29.606	<b>34.242</b>	175	30.219	205	25.145	180	209
3	2:24.314	59.488	132	46.403	139	38.423	140	93	13	1:29.498	34.577	174	29.959	204	24.962	<b>181</b>	211
4	1:58.628	45.233	130	46.971	156	26.424	178	155	14	1:29.168	34.376	174	29.960	206	24.832	179	208
5	1:31.274	35.696	175	30.401	205	25.177	180	204	15	1:29.208	34.454	173	30.164	204	<b>24.590</b>	180	206
6	1:29.755	34.546	173	30.097	206	25.112	178	<b>211</b>	16	1:31.151	34.537	174	30.789	195	25.825	175	211
7	1:29.218	34.279	173	29.990	206	24.949	180	207	17	2:07.972	36.160	165	52.101	85	39.711	120	193
8	1:29.618	34.779	174	30.040	205	24.799	180	210	18	2:11.096	50.175	133	49.921	127	31.000	178	137
9	<b>1:29.037</b>	34.482	173	<b>29.866</b>	203	24.689	178	<b>211</b>									
10	1:29.410	34.310	<b>176</b>	30.016	<b>207</b>	25.084	180	209									

Lap	Time	SE1	SP1	SE2	SP2	SE3	SP3	TSP	Lap	Time	SE1	SP1	SE2	SP2	SE3	SP3	TSP
<b>33 Jan Jonck, DNK ,</b>									<b>theoretical besttime: 1:28.976</b>								
1	1:55.802	44.345	169	37.083	94	34.374	167	193	11	<b>1:29.003</b>	34.508	170	29.889	200	<b>24.606</b>	176	204
2	2:25.968	1:01.359	119	48.784	94	35.825	104	102	12	1:29.837	<b>34.489</b>	171	29.921	200	25.427	174	205
3	2:20.782	55.546	121	48.597	129	36.639	131	110	13	1:29.334	34.719	170	29.982	198	24.633	176	202
4	2:04.838	45.552	115	50.319	108	28.967	<b>177</b>	139	14	1:29.935	35.370	169	<b>29.881</b>	201	24.684	175	205
5	1:31.373	35.320	<b>172</b>	30.893	<b>202</b>	25.160	176	205	15	1:31.831	35.735	170	30.359		25.737	173	203
6	1:30.147	34.851	171	30.233	200	25.063	175	<b>206</b>	16	1:30.709	35.235	171	30.165	200	25.309	175	201
7	1:31.124	35.716	170	30.196	197	25.212	175	203	17	2:08.107	35.833	170	52.904	84	39.370	120	202
8	1:29.649	34.965	168	30.019	199	24.665	175	202	18	2:11.631	49.468	124	50.505	135	31.658	175	119
9	1:29.493	34.752	170	30.015	200	24.726	175	202									
10	1:29.186	34.502	171	29.985	200	24.699	175	202									

Lap	Time	SE1	SP1	SE2	SP2	SE3	SP3	TSP	Lap	Time	SE1	SP1	SE2	SP2	SE3	SP3	TSP
<b>34 Toni Wolf, DEU ,</b>									<b>theoretical besttime: 1:29.281</b>								
1	2:05.647	48.558	172	40.565	73	36.524	135	180	11	<b>1:29.552</b>	34.418	174	30.221	204	24.913	179	209
2	2:23.184	1:02.251	130	46.750	123	34.183	99	121	12	1:29.628	<b>34.410</b>	174	30.258	202	24.960	179	209
3	2:22.450	58.282	127	47.292	110	36.876	148	91	13	1:30.341	35.344	173	30.139	202	24.858	179	208
4	2:00.679	46.216	134	47.319	106	27.144	178	145	14	1:29.560	34.598	174	<b>30.081</b>	204	24.881	179	208
5	1:31.009	34.903	174	30.338	204	25.768	178	206	15	1:30.140	34.986	172	30.364	200	<b>24.790</b>	178	<b>210</b>
6	1:29.971	34.846	173	30.095	<b>204</b>	25.030	179	206	16	1:30.097	34.676	173	30.285	202	25.136	179	206
7	1:30.618	35.305	172	30.460	203	24.853	<b>180</b>	210	17	2:07.702	35.894	174	52.091	79	39.717	114	208
8	1:29.658	34.623	172	30.170	203	24.865	179	208	18	2:11.240	50.164	142	49.776	120	31.300	176	134
9	1:29.851	34.584	174	30.247	204	25.020	179	208									
10	1:29.622	34.527	<b>175</b>	30.185	204	24.910	<b>180</b>	209									

Lap	Time	SE1	SP1	SE2	SP2	SE3	SP3	TSP	Lap	Time	SE1	SP1	SE2	SP2	SE3	SP3	TSP
<b>36 Joey Mawson, DEU ,</b>									<b>theoretical besttime: 1:27.352</b>								
1	1:47.467	41.360	173	32.717	117	33.390	132	178	11	1:28.044	34.089	173	29.622	202	24.333	177	206
2	2:25.555	1:01.202	121	46.728	136	37.625	139	126	12	<b>1:27.547</b>	33.903	173	29.434	204	<b>24.210</b>	178	207
3	2:20.289	55.283	121	47.816	132	37.190	139	99	13	1:27.779	33.973	174	29.524	202	24.282	177	207
4	2:10.969	46.861	132	51.762	100	32.346	177	139	14	1:27.784	33.981	174	29.469	204	24.334	178	207
5	1:29.331	34.671	173	29.837	204	24.823	178	206	15	1:27.558	<b>33.806</b>	174	<b>29.336</b>	205	24.416	<b>179</b>	207
6	1:28.344	34.292	173	29.493	203	24.559	178	207	16	1:30.528	34.093	174	29.868	<b>205</b>	26.567	125	<b>209</b>
7	1:28.168	34.113	<b>175</b>	29.587	203	24.468	178	207	17	2:24.624	50.120	90	56.244	78	38.260	151	151
8	1:28.253	34.148	172	29.735	202	24.370	177	207	18	2:12.443	50.371	116	48.347	125	33.725	176	164
9	1:27.842	34.010	174	29.538	202	24.294	177	206									
10	1:27.913	34.062	174	29.511	203	24.340	177	205									

Lap	Time	SE1	SP1	SE2	SP2	SE3	SP3	TSP	Lap	Time	SE1	SP1	SE2	SP2	SE3	SP3	TSP
<b>46 Mauro Auricchio, DEU ,</b>									<b>theoretical besttime: 1:29.240</b>								
1	2:12.665	43.603	171	35.462	91	53.600		190	11	1:29.623	34.640	173	<b>30.074</b>	199	24.909	178	209
2	2:28.437	1:32.180	173	30.689	199	25.568	173		12	1:29.442	<b>34.499</b>	173	30.075	202	24.868	176	204
3	2:16.045	52.339	142	45.524	130	38.182	137	151	13	<b>1:29.395</b>	34.535	173	30.093	201	24.767	178	205
4	1:58.115	45.277	137	46.731	162	26.107	179	154	14	1:30.258	35.266	174	30.325	202	<b>24.667</b>	178	207
5	1:30.883	35.191	174	30.304	<b>204</b>	25.388	<b>179</b>	206	15	1:30.000	34.695	175	30.345	202	24.960	177	208
6	1:30.729	35.295	173	30.369	202	25.065	179	209	16	1:32.534	34.720	<b>175</b>	31.627	169	26.187	176	207
7	1:30.265	34.816	172	30.374	201	25.075	177	<b>209</b>	17	2:05.303	35.744	174	50.380	95	39.179	124	203
8	1:30.200	35.079	172	30.257	200	24.864	177	208	18	2:12.052	51.721	118	48.410	135	31.921	148	138
9	1:29.565	34.516	173	30.174	201	24.875	179	205									
10	1:29.515	34.572	173	30.118	203	24.825	179	205									



# ADAC Formel 4

## Lap analysis Race 3

Provisional



Oschersleben, Length: 3696 m

Air temperature: 19.4°C

Track temperature: 24.2°C

Weather condition: Dry

**DMSB** Reg. Nr.: 104/2015  
Deutscher Motor Sport Bund e.V.

Sunday 26.4.2015 15:20

Lap	Time	SE1	SP1	SE2	SP2	SE3	SP3	TSP	Lap	Time	SE1	SP1	SE2	SP2	SE3	SP3	TSP
-----	------	-----	-----	-----	-----	-----	-----	-----	-----	------	-----	-----	-----	-----	-----	-----	-----

### 66 Marcel Lenerz, DEU ,

theoretical besttime: 1:28.542

1	2:06.551	49.338	172	41.013	76	36.200	129	190	<b>10</b>	<b>1:28.680</b>	34.336	173	29.736	202	24.608	177	204
2	2:37.638	1:03.330	113	45.821	123	48.487		117	11	1:28.820	34.272	173	<b>29.698</b>	203	24.850	177	205
3	4:25.430	3:29.266	169	30.912	200	25.252	176		12	1:29.518	34.813	173	29.918	202	24.787	177	206
4	1:29.306	34.789	170	29.826	201	24.691	177	202	13	1:29.155	34.345	172	29.853	203	24.957	178	206
5	1:29.251	34.296	173	29.876	200	25.079	176	203	14	1:29.796	34.538	173	30.166	<b>204</b>	25.092	<b>179</b>	208
6	1:29.108	34.454	171	29.963	201	24.691	177	203	15	1:36.683	34.774	173	33.400		28.509	176	<b>209</b>
7	1:28.851	34.357	171	29.898	201	<b>24.596</b>	176	204	16	1:58.500	35.032	173	43.635	99	39.833	110	203
8	1:28.936	34.379	171	29.810	202	24.747	176	204	17	2:11.269	51.449	130	48.225	157	31.595	159	140
9	1:28.722	<b>34.248</b>	<b>173</b>	29.846	202	24.628	177	203									

### 77 Job Van Uitert, NLD ,

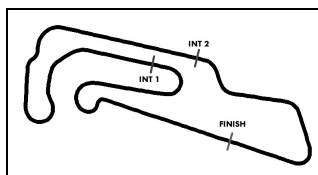
theoretical besttime: 1:29.143

1	2:07.414	50.129	171	40.716	77	36.569	141	194	<b>11</b>	<b>1:29.510</b>	34.637	171	29.978	205	24.895	178	209
2	2:21.911	1:03.267	96	45.868	124	32.776	97	123	12	1:29.597	34.482	173	30.117	204	24.998	180	209
3	2:23.345	59.024	120	46.701	120	37.620	158	96	13	1:30.163	34.917	175	30.127	205	25.119	176	210
4	1:59.695	45.703	117	47.006	119	26.986	179	145	14	1:29.761	34.966	175	29.981	<b>207</b>	<b>24.814</b>	180	206
5	1:30.874	35.063	174	30.064	204	25.747	<b>180</b>	208	15	1:32.100	36.559	166	30.466	204	25.075	178	210
6	1:29.940	34.897	174	<b>29.934</b>		25.109	180	209	16	1:30.233	34.801	172	30.157	203	25.275	178	209
7	1:29.755	34.940	173	29.992	204	24.823	179	<b>211</b>	17	2:06.580	35.333	173	51.590	90	39.657	115	206
8	1:29.765	<b>34.395</b>	174	30.246	204	25.124	179	209	18	2:11.777	51.288	121	48.721	112	31.768	154	131
9	1:29.921	34.517	<b>176</b>	30.436	204	24.968	179	210									
10	1:29.600	34.603	174	30.132	206	24.865	180	210									

### 99 Ralf Aron, EST ,

theoretical besttime: 1:27.760

1	1:51.101	42.235	174	34.595	103	34.271	92	182	11	1:27.914	34.049	173	29.534	203	<b>24.331</b>	179	207
2	2:25.120	1:01.153	124	49.001	119	34.966	134	120	<b>12</b>	<b>1:27.879</b>	<b>33.940</b>	173	<b>29.489</b>	204	24.450	179	207
3	2:20.696	55.308	147	48.583	124	36.805	128	138	13	1:28.291	34.132	174	29.603	205	24.556	178	208
4	2:08.527	46.456	119	51.508	112	30.563	177	135	14	1:28.698	34.327	174	29.725	<b>206</b>	24.646	179	207
5	1:30.392	35.201	172	30.398	204	24.793	178	209	15	1:28.678	34.287	173	29.653	205	24.738	<b>180</b>	209
6	1:28.816	34.610	173	29.631	205	24.575	180	206	16	1:28.968	34.146	173	29.561	204	25.261	164	<b>210</b>
7	1:29.034	34.324	<b>175</b>	29.790	204	24.920	179	209	17	2:19.238	44.185	96	56.328	75	38.725	141	196
8	1:29.332	34.983	172	29.879	203	24.470	179	209	18	2:11.799	50.002	114	48.241	127	33.556	173	184
9	1:28.687	34.452	173	29.638	202	24.597	177	208									
10	1:28.300	34.141	173	29.638	203	24.521	178	205									



# ADAC Formel 4

## Vmax list Race 3

Provisional



Oschersleben, Length: 3696 m

Air temperature: 19.4°C

Track temperature: 24.6°C

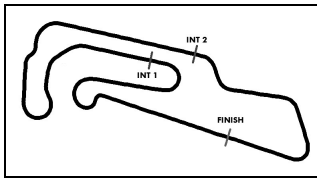
Weather condition: Dry

**DMSB** Reg. Nr.: 104/2015  
Deutscher Motor Sport Bund e.V.

Sunday 26.4.2015 15:20



Nr	Team, Car, Driver, Nat	Top speed
3	<b>Mücke-Motorsport, ADAC Formel 4 powered by Abarth</b> Mazatis Benjamin , DEU	211,81 km/h
77	<b>Job van Uitert, ADAC Formel 4 powered by Abarth</b> Van Uitert Job , NLD	211,22 km/h
9	<b>Motopark, ADAC Formel 4 powered by Abarth</b> Cecotto Jonathan , DEU	211,02 km/h
32	<b>Prema Powerteam SRL, ADAC Formel 4 powered by Abarth</b> Zhou Guan Yu , ITA	211,02 km/h
19	<b>SMG Swiss Motorsport Group, ADAC Formel 4 powered by</b> Drudi Mattia , ITA	210,93 km/h
8	<b>Motopark, ADAC Formel 4 powered by Abarth</b> Fittje Jannes , DEU	210,72 km/h
20	<b>SMG Swiss Motorsport Group, ADAC Formel 4 powered by</b> Rogivue Nikolaj , DEU	210,60 km/h
6	<b>Mücke-Motorsport, ADAC Formel 4 powered by Abarth</b> Ortmann Mike David , DEU	210,56 km/h
4	<b>Mücke-Motorsport, ADAC Formel 4 powered by Abarth</b> Shwartzman Robert , ITA	210,11 km/h
28	<b>HTP Juniorteam, ADAC Formel 4 powered by Abarth</b> Esmeijer Janneau , NLD	210,11 km/h
34	<b>Team piroports, ADAC Formel 4 powered by Abarth</b> Wolf Toni , DEU	209,94 km/h
99	<b>Prema Powerteam SRL, ADAC Formel 4 powered by Abarth</b> Aron Ralf , EST	209,53 km/h
24	<b>Robin Brezina, ADAC Formel 4 powered by Abarth</b> Brezina Robin , DEU	209,53 km/h
46	<b>Team Scheider, ADAC Formel 4 powered by Abarth</b> Auricchio Mauro , DEU	209,37 km/h
66	<b>Lechner Racing, ADAC Formel 4 powered by Abarth</b> Lenerz Marcel , DEU	209,29 km/h
1	<b>Neuhauser Racing Team, ADAC Formel 4 powered by Abarth</b> Schramm Kim Luis , DEU	209,16 km/h
7	<b>Motopark, ADAC Formel 4 powered by Abarth</b> Eriksson Joel , SWE	209,08 km/h
13	<b>Team piroports, ADAC Formel 4 powered by Abarth</b> Piro Cedric , DEU	209,04 km/h
31	<b>Team Scheider, ADAC Formel 4 powered by Abarth</b> Shlom Yan Leon , ITA	208,84 km/h
36	<b>Van Amersfoort Racing, ADAC Formel 4 powered by Abarth</b> Mawson Joey , DEU	208,63 km/h
18	<b>SMG Swiss Motorsport Group, ADAC Formel 4 powered by</b> Maggi Giorgio , DEU	208,59 km/h



# ADAC Formel 4

## Vmax list Race 3

Provisional



Oschersleben, Length: 3696 m  
Air temperature: 19.4°C  
Track temperature: 24.6°C  
Weather condition: Dry

**DMSB** Reg. Nr.: 104/2015  
Deutscher Motor Sport Bund e.V.

Sunday 26.4.2015 15:20

Nr	Team, Car, Driver, Nat	Top speed
22	<b>Lechner Racing, ADAC Formel 4 powered by Abarth</b> Janits Florian , DEU	208,19 km/h
12	<b>Mücke-Motorsport, ADAC Formel 4 powered by Abarth</b> Preining Thomas , AUT	208,07 km/h
16	<b>Jenzer Motorsport, ADAC Formel 4 powered by Abarth</b> Böckmann Marek , DEU	207,95 km/h
10	<b>Motopark, ADAC Formel 4 powered by Abarth</b> Waldherr Michael , DEU	207,67 km/h
14	<b>Jenzer Motorsport, ADAC Formel 4 powered by Abarth</b> Müller-Crepon Moritz , DEU	207,06 km/h
26	<b>Van Amersfoort Racing, ADAC Formel 4 powered by Abarth</b> Newey Harrison , GBR	206,94 km/h
27	<b>HTP Juniorteam, ADAC Formel 4 powered by Abarth</b> Dienst Marvin , DEU	206,71 km/h
11	<b>Team Scheider, ADAC Formel 4 powered by Abarth</b> Wippersteg Leon , DEU	206,63 km/h
25	<b>Van Amersfoort Racing, ADAC Formel 4 powered by Abarth</b> Schumacher Mick , DEU	206,11 km/h
33	<b>RS Competition, ADAC Formel 4 powered by Abarth</b> Jonck Jan , DNK	205,95 km/h
15	<b>Jenzer Motorsport, ADAC Formel 4 powered by Abarth</b> Kolkmann David , DEU	205,05 km/h
2	<b>Neuhauser Racing Team, ADAC Formel 4 powered by Abarth</b> Zimmermann Tim , DEU	205,01 km/h
38	<b>Liqui Moly Team Engstler, ADAC Formel 4 powered by Abarth</b> Engstler Luca , DEU	km/h
23	<b>Race Performance, ADAC Formel 4 powered by Abarth</b> Valente Alain , DEU	km/h